

Swing-out rotor, 8-place

Swing-out rotor, 12-place

Angle rotor, 8-place



↘ 45°

n = 4,000 min⁻¹
max. RCF 2,469

Cat. No. (with carriers) **1617**



↘ 55°
(with carriers 1127)
↘ 60°
(with carriers 1122)
↘ 80°
(with carriers 1621)

n = 4,000 min⁻¹
max. RCF 2,683

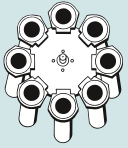


Cat. No. (without carriers) **1628**

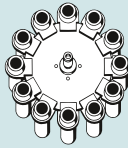




























↘ 45°

n = 4,000 min⁻¹
max. RCF 2,612

Cat. No. (without adapters) **1418**

capacity in ml	15	50
Ø x L in mm	17x120	29x115
Cat. No.	0509	0513
 rotor Cat. No. 1617	 	
Cat. No.	1462-A	-
boring Ø x L in mm	17 x 84	30x94.5
tubes per rotor	8	
max. RCF ²⁾	2,469	
radius in mm	138	
run-up in sec	22	
run-down in sec, braked	25	

capacity in ml	5	10	15	2.6–3.4	2.7–3	4–5.5	7.5–8.5	1.6–5	4–7	8.5–10
Ø x L in mm	12x75	17x70	17x100	13x65	11x66	15x75	15x92	13x75	16x75	16x100
Cat. No.	0553²⁾	2079	0518²⁾	blood collection/urine tubes						
 rotor Cat. No. 1628										
Cat. No.	1127	1122	1621	1127	1122	1621	1127	1122	1621	1621
boring Ø x L in mm	13.2 x 53	17.5 x 53	17.5 x 79	13.2 x 53	17.5 x 53	17.5 x 79	13.2 x 53	17.5 x 53	17.5 x 53	17.5 x 79
tubes per rotor	12									
max. RCF ²⁾	2,236	2,254	2,683	2,236	2,254	2,683	2,236	2,254	2,683	
radius in mm	125	126	150	125	126	150	125	126	150	
run-up in sec	22									
run-down in sec, braked	25									

capacity in ml	5	15	1.1–1.4	2.6–3.4	2.7–3	9–10	1.6–5	4–7	8.5–10	12	15	50	12	50	50
Ø x L in mm	12x75	17x100	8x66	13x65	11x66	16x92	13x75	13x100	16x100	17x102	17x120	29x115	17x100	29x115	29x107
Cat. No.	0553²⁾	0518²⁾	blood collection/urine tubes							0509	0513	-	-	0546	
 rotor Cat. No. 1418															
Cat. No.	1467	1467	1467			1467			1467			1468	1467	1468	
boring Ø x L in mm	17.4x91	17.4x91	17.4x91			17.4x91			17.4x91			30.2x92	17.4x91	30.2x92	
tubes per rotor	32	32	32			32			32			8	32	8	
max. RCF ²⁾	2,182	2,540	2,182			2,540	2,182	2,612	2,540			2,594	2,486	2,540	2,486
radius in mm	122	142	122			142	122	146	142			145	139	142	139
run-up in sec	30														
run-down in sec, braked	31														

²⁾ Please note that the RCF values indicated refer only to rotor performance. The max. permissible RCF of tubes used should be verified with the individual manufacturers. The max. RCF for glass tubes annotated with footnote ²⁾ is 4,000.